

TUFF-DOR

LPS 1175 certified
steel security doors

MADE IN
BRITAIN



LPS 1175 Cert/LPCB ref. 1070A

TUFF-DOR2

TESTED TO
LPS 1175 SR2

TUFF-DOR3

TESTED TO
LPS 1175 SR3

TUFF-DOR4

TESTED TO
LPS 1175 SR4



TUFF-DOR

LPS 1175 Certified Steel Security Doors

The TUFF-DOR is a fully certified LPS 1175 security doorset designed to offer an enhanced level of security for a wide range of premises, from domestic or light commercial premises through to those at high risk of attack by experienced intruders.

The doors are specially constructed to individual project requirements and each door has internal reinforcement designed to resist sustained attack from a wide range of tools.



LPS 1175 Cert/LPCB ref. 1070A

> VERSIONS

We offer three versions – each providing increased security:

TUFF-DOR2

Tested to
LPS 1175 SR2

Up to **3 minutes** of resistance to opportunist attempts at forced entry of protected premises using a range of mechanical tools including: screwdriver, levers, spanner, bolt cutters, claw hammer, drill, shears, etc

TUFF-DOR3

Tested to
LPS 1175 SR3

Up to **5 minutes** of resistance to determined attempts at forced entry of protected premises using a wide range of tools including: cordless tools, short axe, cold chisels, crow bar, brick bolsters, gas torch, etc.

TUFF-DOR4

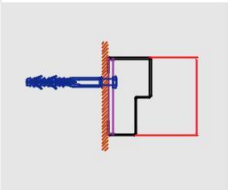
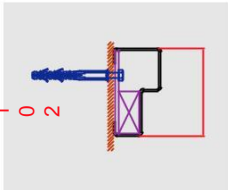
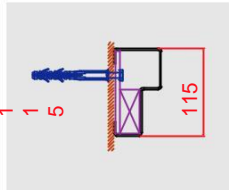
Tested to
LPS 1175 SR4

Up to **10 minutes** of resistance to experienced attempts at forced entry using a wide range of tools including: high powered cordless tools, felling axe, sledgehammer, power drill, disc grinder, jigsaw, etc.

> DOOR LEAF

Production Sizes:		All TUFF-DOR doors are custom made.			
Single Doors Latched:	Max Width	mm	1250	1300	1300
	Max Height	mm	2860	2860	2860
Double Doors:	Max Width	mm	2700	2700	2700
	Max Height	mm	2860	2860	2860
Thickness:	mm	48	59	61	
Material:		Aluzinc	Aluzinc	Aluzinc	
Infill:		Honeycomb/Mineral Wool	Solid Timber	Solid Timber	
Construction:		Welded	Welded	Welded	
All TUFF-DORs contain additional internal reinforcement in strategic locations to enhance attack resistance.					

> DOOR FRAME

Frame width:	mm	102	115	115
Material:		Aluzinc	Aluzinc	Aluzinc
Construction:		Bolted	Welded	Welded
Profile:				

> **SITE INSTALLATION**

TUFF-DOR2

TUFF-DOR3

TUFF-DOR4

Strike:	mm	4	3	3
Hinge:	mm	4	13	13
Meeting Stile:	mm	5	5	5
Head:	mm	3	3	3
Floor:	mm	7	5	5

NOTE: For the doors to operate correctly it is imperative that the clearance at both the strike side on single doorsets and meeting stile on double doors is achieved and maintained as detailed in the table below.

> **MANUAL HANDLING**

While the TUFF-DOR2 leaves, weighing approx 100kg, can be manually handled with a minimum of 4 operatives on site, all other doors in the range require mechanical means to distribute and install.

> **WALL CONSTRUCTION**

The opening must be fully formed from a material with sufficient composition strength to withstand a minimum load/fixing of 7N/nm² (such as concrete or brick). Aerated concrete is NOT RECOMMENDED and hollow brick / block should only be considered if suitably backfilled with materials that will provide adequate strength (7N/nm²) to take the frame fixings

> **VISION PANELS**

A limited range of vision panel and louvre options are available in tested configurations

TUFF-DOR2



200x250mm




200x550mm



200x650mm



200x1400mm*



200x550mm & 200x650mm*



450x450mm



450x550mm



450x650mm

TUFF-DOR3

TUFF-DOR4



170x370mm


*Not permitted with panic hardware

> TUFF-VENT

Our TUFF-VENT doorset offers the maximum free airflow whilst maintaining strength and security. A standard 2mm galvanised steel louvre vane is used throughout, welded at every junction for additional strength. Side panels and overpanels can also be manufactured to make up large openings where large doors may be impractical.

When calculated on a 1000mm x 2100mm over frame door, the Robust TUFF-VENT achieves a free area of 55% (based on the area of the louvres only, this equates to 72%). Robust TUFF-VENT doors are fully CE compliant and can be polyester powder coated in a standard range of colours.

Please note our TUFF-VENT doors are not available certified to LPS1175.



What you can expect from us...



> TEN YEAR GUARANTEE

Our doors are manufactured in a range of materials offering strength and durability. Our OUTA-DOR external doors are manufactured using magnelis sheets and can offer an anti-corrosion warranty of up to 10 years with a standard PPC coating.*



> MADE TO MEASURE

All steel doors are made to order at our UK factory, are available in a wide range of heights and widths to suit any requirement, and are delivered fully assembled.



> MADE IN BRITAIN

Scandinavian design that's proudly engineered and manufactured in Britain.



> MODERN DESIGN

Our doorsets are available polyester powder coated and the door blade can be patterned in a range of designs. We can also offer specially finished woodgrain PPC on request, which combines the traditional look of timber with the modern durability of steel.



LPS 1175 Cert LPCB ref. 1070A

Telephone: 0845 863 0590

Email: sales@sssindustrialdoors.co.uk

Visit Our Website: www.sssindustrialdoors.co.uk

Individual specifications may vary as Robust conduct a policy of continuous product development.