

77mm Foam Filled Roller Garage Door Brochure

BROUGHT TO YOU BY



01204 324 236
sales@sssindustrialdoors.co.uk
www.sssindustrialdoors.co.uk

SSS Industrial Doors
Roller Garage Doors Brochure
January 2025

We are SSS Industrial Doors!

SSS Provides One of the UK's Premier Roller Door Solutions: Custom-Fitted for a Perfect Match, Ensuring Strength, Safety, and Security.

All garage roller doors are hand built in the United Kingdom, Fully CE approved to BS EN 13241-1.



With over 20 years experience SSS Industrial Doors are a renowned British manufacturer, operating from our purpose built UK-based factory in Bolton our reputation is built on market leading products and excellent customer service. Great pride is taken when manufacturing an garage roller door, which means we have a truly intimate knowledge of both the product and installation. Individually built to only the highest industry standards, the garage roller door adheres to the latest European regulations and directives and is fully CE approved. Our design has evolved over many years and represents a truly specialist product that ensures we remain leaders in our field. Only the utmost quality goes into each and every door, giving us complete control of our product and ensuring you are fully satisfied from start to finish.



Crafted by Experts, Our Garage Doors Ensure Impeccable Finishing and Effortless Operation Every Time.



UK Design & Manufacture



Warranty




Safety & Security



Finishes & Colour



Individually Handmade




Maximise Space



Latest Technology



Fully CE Approved

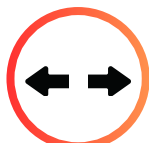


Temperature Control



Noise Barrier

Standard Features



MADE TO MEASURE:

Custom built from start to finish to fit your opening perfectly, providing maximum security, weatherproofing and insulation



SAFETY EDGE:

Safety first - The latest self check safety edges for instant obstacle detection are fitted as standard on all garage doors.



FULL CURTAIN ROLL BOX:

Full boxes are standard on all garage doors, allowing hassle free external fitment and unparalleled durability and security.



VARIETY OF FINISHES:

Available in a wide range of finishes and fittings, a garage door will maximise appeal and transform the look of your property.



MANUAL OVERRIDE:

In the event of an emergency or power failure, a manual override facility (crank handle) is fitted to all garage doors.



SAFETY BRAKE:

Safety first - The latest CE approved 'anti-fall' safety brakes are fitted as standard on all garage doors.



LATEST TECHNOLOGY:

Only the most renowned industry standard control units and operating equipment are fitted as standard.



PREMIUM HEAVY DUTY GUIDES:

Thick aluminium extruded and brush lined guides provide security, durability and smooth operation.



INSULATED PROFILE:

Our double skinned foam insulated profile is 5 times more effective than a conventional steel door, maintaining and controlling temperature.



SOUND BARRIER:

Double skinned high grade corrosion resistant aluminium with a foam core creates an acoustic barrier to sound passing through the door.



WEATHERPROOF:

Brush lined guides resist cold draughts and maintain temperature, whilst the bottom slat rubber seal prevents water ingress.

**ALL GARAGE ROLLER
DOORS ARE
MANUFACTURED IN THE
UK UTILISING HIGH
QUALITY MATERIALS
AND RELIABLE
TECHNIQUES**



**PEACE OF MIND
FITTED AS STANDARD**

Once installed, your garage roller door requires minimal maintenance, providing you with peace of mind and durability. Designed to meet the highest standards of security and enhance insulation, all our doors incorporate the latest industry-specific technology and safety features.

They are available in a wide range of colours and finishes, ensuring both aesthetic appeal and ease of use. Most importantly, every garage roller door complies with the latest European regulations and directives, receiving full CE approval.

In the UK, it is illegal to install a power-operated garage door without adhering to the Machinery Directive and Construction Products Regulation. With an garage roller door, you are fully covered on all fronts.





Our garage roller doors come in an extensive selection of colours and finishes to meet all requirements.

We provide a variety of industry-recognized solid RAL colours, painted wood effects, laminate finishes, and custom powder coating options. Our doors typically feature white or brown boxes and guides, but for complete design flexibility, these can be powder-coated in any combination from our colour range, allowing for total customisation to suit your installation needs.

Our standard box and guide colour for all coloured curtains is white, whereas our standard box and guide colour for painted wood effect curtains is brown.

Bespoke powder coating is available for a surcharge.


Laminate finishes are not available on the guides and roll box at present. The laminate coating is applied to the weather side (convex side) of the curtain only, and is applied over dark brown profile as standard.

Optional ventilation and vision profiles unfortunately cannot be laminated.

Other finishes are available, please contact your supplier for more information.

Painted Wood Effect

Painted wooden effects are a cost effective solution to match with existing windows, doors and architecture.



Laminates

Our range of laminate finishes provide a truly prestige finish that is of the highest quality and durability, as well as enabling you to match with existing windows, doors and architecture.



Colours

Our wide range of colours enables you to complement and enhance the look of your property.



Powder Coating



Simply Excellent.

In addition to our stock finishes above, the box and guides on all garage roller doors can be bespoke powder coated, providing you with ultimate customisation and control. A recognised RAL or BS (British Standard) paint number will be required. Contact your supplier for more information.



All Garage Doors feature cutting edge technology from Somfy.

somfy®



With just the touch of a button, effortlessly open your garage door as you approach your driveway, thanks to our advanced remote control units from Somfy. This option features built-in internal courtesy lights that illuminate your garage when activated.



The ultra-modern Somfy Rollixo Remote Control Unit includes a visual LED display, a wireless safety edge system, and a built-in 90-decibel alarm that sounds if someone attempts to forcefully lift the door.

The Somfy Rollixo RTS Control Unit complies with the highest safety standards and is CE approved according to the latest EU regulations.



Rollixo RTS

The Rollixo RTS Control Unit from Somfy is the latest innovation from a global leader in control equipment, offering a comprehensive solution for automated, motorized roller garage doors. Its smart design allows for quick installation while maintaining a premium standard. Additionally, it includes an approved Safety Edge solution as standard, ensuring that the door stops and reverses upon contact with any obstruction.

Operating on a dedicated frequency and utilizing rolling code technology, the RTS Somfy Systems are at the forefront of their industry. The sleek Rollixo control unit includes two handheld remotes, featuring up, stop, and down buttons, an LED diagnostic display, a built-in courtesy light, and an integrated 90-decibel alarm unit.

The wireless OSE Safety Edge Transmitter activates with initial movement and remains active until the door stops moving, helping to preserve battery life. It also powers an Optical Safety Beam embedded in the bottom rail rubber, which halts the door from closing further when activated or compressed. A range of wireless accessories is available to enhance the system; please refer to our 'optional extras' section for more details.



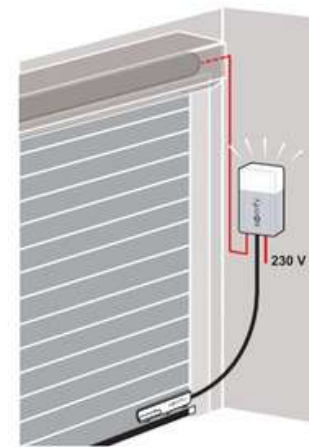
RTS Wireless Keypad (optional) **somfy**.



RTS Wireless Switch (optional) **somfy**.



 Wireless



 Wired In

Key Features

-  CE approved to the latest EU regulations.
-  Approved safety edge solution
-  Remote control unit with LED display
-  Wireless OSE safety edge system
-  Built in 90db alarm
-  Key fob with rolling code technology



Optional Extras



VISION SLATS

Vision slats, designed to let natural light into your garage, are made from durable thick aluminium extruded profiles featuring punched-out sections, and come with clear or frosted glazing infill. Please note that in extreme weather conditions, vision slats may be prone to water ingress.



LOW LEVEL EXTERNAL OVERRIDE KIT

The low-level lockable override kit allows the door to be manually opened from inside or outside the garage during emergencies or power failures. If the roller door is your sole entry point, this kit is essential.



WIRELESS KEYPAD

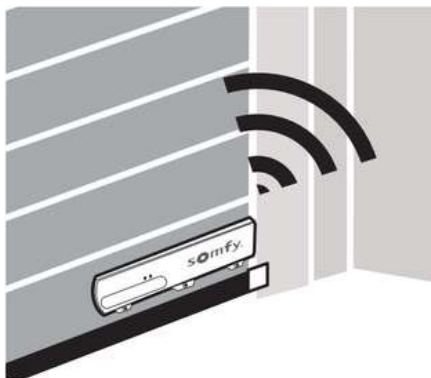
RTS Wireless Anti-Vandal Keypads can accommodate multiple users. If you forget your key fob, just enter the 4-digit code on the illuminated keypad to operate the door. This wireless keypad provides peace of mind without sacrificing security.



LED LIGHTING

We provide a variety of LED lighting options to enhance your roller door installation, offering a subtle and appealing solution for outdoor lighting. The system can be programmed to turn on and off automatically or manually activated for use as an additional security light.

Customisable **EXTRAS** and tailored fittings allow you to make your SSS garage roller door truly unique and exceptional.



WIRELESS SAFETY EDGE:

Wireless safety edge solutions can be installed on your Ascella roller door to ensure long-term reliability and maximize the use of your property's space. These solutions are fully compliant with European Safety Directives.



VENTED SLATS

Vented slats facilitate air circulation, making them particularly beneficial for garages with laundry facilities and during the summer months. These slats are strategically placed at the bottom of the door for discreet operation and effective temperature control.



LOCKING STRAPS

Steel reinforced locking straps secure the curtain to the barrel, preventing unauthorized entry by lifting the roller door. Their turn-lock design ensures easy installation while enhancing security.



LED LIGHTING

Ascella roller doors can be equipped with a built-in 90-decibel alarm unit for comprehensive security. If there is an attempt to forcibly lift the door, the alarm system will automatically activate and sound.



WIRELESS SWITCH

The RTS Wireless Smooove Switch is a touch-sensitive, wireless switch that can be installed away from the roller door, enabling convenient operation to activate your door from within your home.



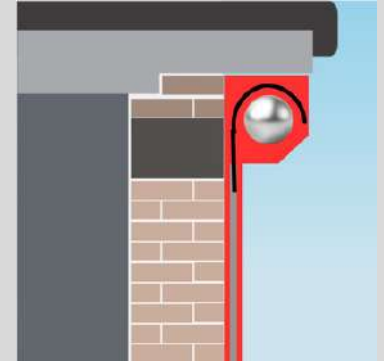
Contact your supplier for our complete portfolio of optional extras and bespoke fittings.

Fixing Options



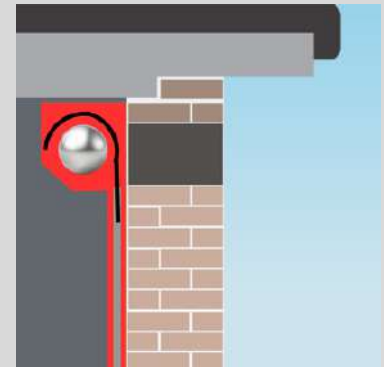
External Face Fixing

When headroom is insufficient for internal face or reveal fixing, the door can be installed on the exterior of the property. All garage roller doors come standard with a complete roll box, ensuring durability and security.



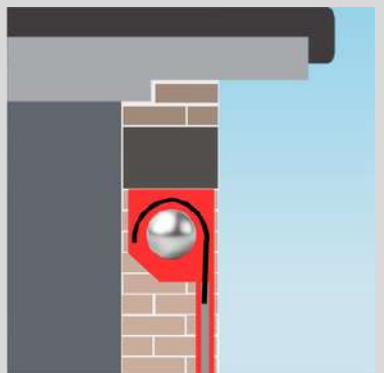
Internal Face Fixing

The most typical installation location is on the inside face of the property opening. This setup maximises security and provides a clear drive-through width between the opening uprights, while also being the most discreet and stylish option.



Reveal Fixing

When face fixing isn't feasible due to headroom limitations, the door can be installed beneath the opening lintel and between the uprights. This installation method optimises space in front of and behind the door, but it does require adequate reveal headroom.





Maintenance & Door Care:

All our garage doors are designed for low maintenance, and careful handling is the best way to minimise the need for upkeep or repairs. To maintain their optimal appearance and reduce the risk of surface damage, the curtain should be wiped down with a damp cloth and a mild detergent to remove excess dirt or grime. This maintenance should be performed more frequently in salt air environments. The motor and curtain are designed to be lubrication-free, so there is usually no need to oil or grease any components. If the curtain is scratched, it is recommended to touch up the damaged area with paint to prevent potential corrosion (touch-up paint can be obtained from your supplier if needed).

Fitting Requirements:

Our Roller Doors need a minimum of 300mm of headroom for openings up to 3300mm in height, and 250mm of headroom for openings up to 2250mm in height. For external face fixing, if the door is installed on the exterior, the remote control system must be placed either inside the garage or in a waterproof box (not included).

Important Notes:

- Double doors in darker colours that receive substantial direct sunlight may be prone to expansion, potentially affecting their operation.
- Over time, some marking may appear at the top of the concave (coil) side of the curtain. This is inevitable due to prolonged contact with the locking system and will be noticeable on the exterior of doors installed outside.



PLEASE BE AWARE - It is illegal to install a power operated garage door in the UK without it complying to the Machinery Directive and Construction Products Regulation.



Raising Standards
Safety Assured

Conformity

As a proud member of the DHF Garage Door Group, your garage roller door will have been manufactured according to the latest DHF guidelines by expert engineers, ensuring legality and safety. To guarantee compliance, the door, motor, and control/safety equipment must possess a Declaration of Incorporation from the manufacturer, confirming that everything has been thoroughly tested and certified to the relevant standards (BS EN 13241-1). The door should also feature a label from the manufacturer that complies with the tests conducted to achieve compliance under the Construction Products Regulation. Upon completion of the garage door installation, the installer must provide a Declaration of Conformity and apply a CE label containing identification information for the installation, which is now classified as a machine. The installer is required to issue both operating and maintenance instructions, and after demonstrating how to operate the new door, the installer will sign the Declaration of Conformity. The customer must also sign the document to acknowledge that they have received a demonstration on operating the door, with both parties retaining copies of the documentation for their records. If any of these requirements are not met, the product and installation could be deemed illegal. At SSS Industrial Doors, we prioritise our customers' safety, so you can be confident that an garage roller door is as safe as it can be.



CE Approved

All SSS Industrial Doors are fully CE approved to BS EN 13241-1. To comply with current Health and Safety/Machinery Directives, electrically operated doors and shutters must adhere to BS EN 13241-1 and all other relevant standards. This means that any remote-controlled garage door should include a 'self-check safety edge' device that activates upon impact with an obstruction, and it should also be equipped with an anti-fall device or safety brake. Safety brakes function similarly to a seatbelt; in the unlikely event that the tubular motor fails, the safety brake engages to prevent the curtain from dropping rapidly. Self-check safety edges are devices installed on the leading edge or bottom rubber of the roller door curtain; if the garage roller door encounters an obstruction while descending, it will automatically stop and retract, relieving pressure on the obstruction. The self-check system ensures that if the safety edge is damaged or broken for any reason, the door will only operate on a 'hold to run' basis, preventing any harm during its descent. Please be wary of cheap imitations; ensure your new door includes all these features and complies with the latest Health & Safety Directives. Even a single photocell does not meet the new regulations.

General Warranty

The paint finish on garage doors is designed to provide a weatherproof membrane, resisting perforation from corrosion on the weather side. Any fading or colour change is expected to be limited and uniform, given equal exposure to local environmental conditions. The guarantee applies only to the weather side of the door curtain and is subject to the following conditions:

- The garage door must be free from impact, mechanical damage, scratches, tears, scuffs, or other surface abrasions.
- Surfaces must be freely exposed to washing by rainfall and kept clear of bird droppings, accumulated dirt, and debris.
- The guarantee applies only to the weather side and if more than 5% of the surface area of any one door is affected.
- Corrosion, discoloration, or other effects caused by elements within the building, abnormal pollution, or contact with aggressive fumes or chemicals are excluded.

The guarantee begins from first delivery of the product by SSS Industrial Doors and is valid for doors sold in the UK and ROI only. In the event of a justifiable and agreed claim, the company may replace the door or offer a refund at its sole discretion. Small template marks may appear on the inside of the top section of the garage roller door curtain where the locking straps are located; this is normal and will not interfere with or damage the door, thus voiding the guarantee.

Wear on the garage roller door curtain may be visible when the curtain is fully open, due to the lead-in of the curtain in the guide tracks. This wear is common and will not result in a defect of the shutter door. Any wearing down of the paint to the aluminium is considered general wear and tear and will not result in further damage. This wear and tear will be hidden within the guide tracks when the garage roller door is fully lowered and will not be regarded as a fault; the garage roller door curtains will not be replaced if these marks appear.

Any warranty claim is contingent upon an annual service inspection and maintenance of the roller door by an authorized garage agent. Proof of service must be recorded in the Operation and Maintenance Manual supplied with the door. Failure to conduct an annual service with documented proof will invalidate the warranty.

The rubber profile at the bottom of the door curtain, which conceals the optical safety system, must be installed on a level surface to function correctly. If floor levels are irregular, the floor must be levelled, or the door stopped at a level point to ensure the rubber profile concealing the optical beam is not crushed. This may create an air gap under the door that cannot be rectified unless the floor is levelled. While every effort has been made to provide an accurate representation, colours shown in this brochure are for illustrative purposes only and may vary from the product received.



UK Design &
Manufacture



Fully CE
Approved



Warranty



CONTACT US :

-  01204 324 236 (Office)
-  Red Earth Farm, Plantation Rd,
Turton, Lancashire BL7 0DD
-  www.sssindustrialdoors.co.uk

